



# MADANAPALLE INSTITUTE OF TECHNOLOGY & SCIENCE

(UGC AUTONOMOUS)

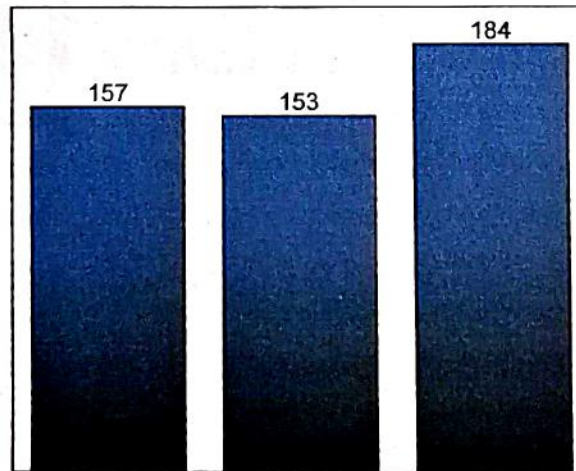
Accredited by NBA & NAAC, Approved by AICTE & Affiliated to JNTU-Anantapur  
An ISO 21001-2018 Certified Institution



## DEPARTMENT OF MECHANICAL ENGINEERING

### PLACEMENT STATISTICS – A.Y. 2023-24, 2022-23, 2021-22

Sl. No.	Academic Year	Total Number of Final Year Students	Total Number of Successful Graduates	Total Number of Students Placed
1	2023-24	263	254	184
2	2022-23	236	213	153
3	2021-22	241	217	157



A.Y. 2021-22      A.Y. 2022-23      A.Y. 2023-24

**Total Number of Students Placed**

*Cy/ld*  
*28/6/24*  
**Placement Coordinator-ME**

*Asal*  
*28/6/24*  
**Head of Department-ME**  
Head of the Department  
Mechanical Engineering  
Madanapalle Institute of Technology & Science  
MADANAPALLE - 517 325



# MADANAPALLE INSTITUTE OF TECHNOLOGY & SCIENCE

(UGC AUTONOMOUS)

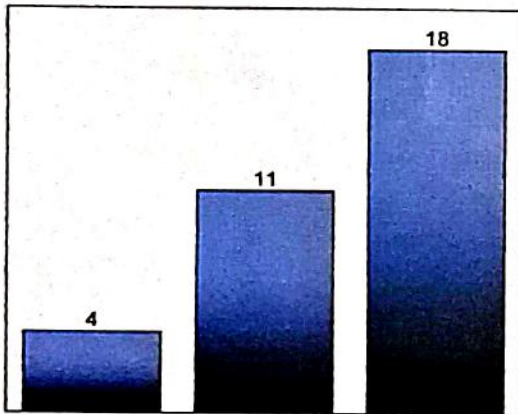
Accredited by NBA & NAAC, Approved by AICTE & Affiliated to JNTU-Anantapur  
An ISO 21001-2018 Certified Institution



## DEPARTMENT OF MECHANICAL ENGINEERING

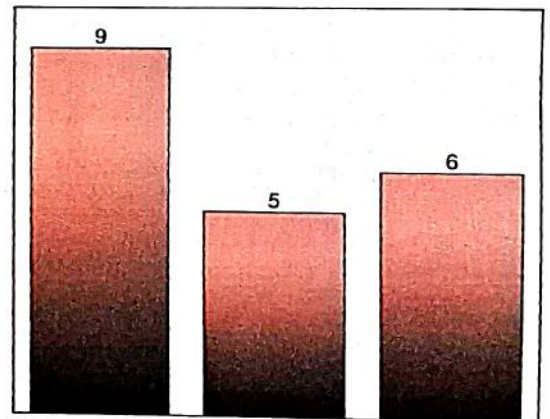
### STATISTICS OF INDUSTRIES VISITED – A.Y. 2023-24, 2022-23, 2021-22

Sl. No.	Academic Year	Total no. of Industries visited	Total no. of Core Industries visited	Total no. of IT Industries visited
1	2023-24	24	18	6
2	2022-23	16	11	5
3	2021-22	13	4	9



A.Y. 2021-22    A.Y. 2022-23    A.Y. 2023-24

**Total Number of Core Industries visited**



A.Y. 2021-22    A.Y. 2022-23    A.Y. 2023-24

**Total Number of IT Industries visited**

*[Signature]*  
Placement Coordinator-ME

*[Signature]* 28/11/24  
Head of Department-ME  
Head of the Department  
Mechanical Engineering  
Madanapalle Institute of Technology & Science  
MADANAPALLE - 517 325